



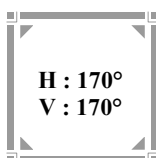
CLS - R 1 2

ECRAN LCD
MEDICAL

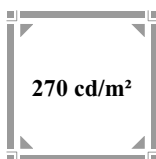
Taille



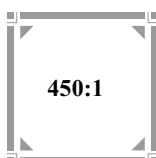
Angle vision



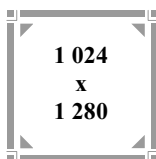
Luminosité



Contraste



Résolution



Weight



| Modèle | CLS-R12 |
|-----------------------------|--|
| Panel | 48 cm (19") TFT Color |
| Active Display size (mm) | 376 (H) x 301 (V) |
| Native resolution portrait | 1 024 x 1 280 |
| Native resolution landscape | 1 280 x 1 024 |
| Pixel Pitch | 0.294 x 0.294 mm |
| Display Colors | 16.77 million from a palette of 1.06 billion |
| Viewing Angles (H / V) | +/- 85 ~ +/- 85 |
| Brightness | 270 cd/m ² |
| Contrast Ratio | 450 : 1 |
| Response time | 20 ms |
| Scanning Frequency (H- V) | Analog. : 30 - 82 kHz ~ 49 -86 Hz Digital : 30-65 kHz ~59-61 Hz |
| Dot Clock Analog. / Digital | 135 / 108 MHz |
| Input Signals | Analog. : RGB Analog. Digital : DVI standard 1.0 |
| Sync. Formats | Separate, Composite, Sync-on-Green |
| Input Terminal | 2 x DVI-I 29 pin (switchable) |
| USB ports | 1 upstream, 2 downstream |
| USB standard | Standard rev.2.0 |
| Plug and play | VESA DDC 2B |
| Power requirements | AC100-120V, 200-240 V : 50/60 Hz |
| Power Consumption | 55 watts |
| Power save Mode | Less than 8 watts |
| Built-In Sensor | Backlight Sensor |
| Power Management | Analog. : VESA DPMS Digital : DVI DMPM |
| OSD languages | Anglais, Allemand, Français, Italien Japonais |
| Height Adjustment range | 100 mm |
| Pivot | 90° |
| Tilt / Swivel | 40° Up, 0° Down / 35° Left- Right |
| Dimensions (W x H x D) | With stand : 414 x 409.5 – 509.5 x 202.7 mm Without stand : 414 X 340 X 64 mm |
| Net weight | With stand : 8.1 Kg Without stand : 5.8 Kg |
| Hole Spacing | VESA standard (100 x 100) |
| Certification and standard | CE (Medical Device Directive), TUV/GM (EN60601-1), CTUVus (UL2601-1, CSA C22.2 No. 601-1), Cb (IEC600601-1), VCCI-A, FCC-A, Canadian ICES-003-B, FDA 510(k), CCC |

